



Curriculum Newsletter

Bramham Shadwell Federation

Class 4 April - May 2022



All our learning in class this half term will be focused around the question:

How can I make a difference?

English

- The children will work towards creating a **formal letter**.
- They will explore different ways in which we can communicate, in particular, looking at **letter writing** and **deconstructing** them to **identify the features and purpose**.
- As part of this, Class 4 will explore different **writing styles**, in particular looking at **formal and informal writing**, and they will consider which style would be appropriate to use in different situations.
- Their grammar focus will be: ensuring they use correct **Standard English verb forms** in order that subjects and verbs agree.
- The children will also develop their understanding and use of **comparatives and superlatives**.
- The children will explore **different tenses** including the **past perfect**.

The outcome will be: to write a **persuasive and formal letter**. We will be writing to Mrs Richards to try to persuade her to let us go on a school trip to France so we can use our fieldwork and mapping skills while we are there.

Formal Letter vs. Informal Letter:
what style should you use?

Dear Sir/Madam ...
Dear Customer ...
Dear fellow citizen ...
Dear friend ...

Maths

- Firstly, the children will focus on **time** including the 24 hour clock, changing minutes to seconds, hours to minutes, years to months and months to years.
- Then, we will move onto our **decimals** topic where we will recap how to write **tenths** and **hundredths** and compare numbers with the same number of **decimal places**.
- Next, the children will look at number patterns involving decimals and learn how to round decimals with one decimal place to the nearest whole number.
- Linked to last term's fractions topic, the children will learn to write **decimal equivalents of fractions**.
- The children will also learn how to divide 1 and 2 digit numbers by 10 and then 100.
- They will continue to solve simple measure and money problems involving decimal places and learn to **explain, convince others** and **justify their findings** using specific vocabulary: *I am certain that..., I think..., because..., I know that ..., so ..., must be ...*
- Towards the end of the half term, the children will count amounts of money and write them using decimals. They will compare different amounts of money and round money to the nearest £ and to the nearest £10.
- We expect all the children to know **multiplication and division facts up to the 12 times table** for use in calculations and this will be worked on continuously throughout the year.

How can I help / information for Helping:

Discuss different ways in which you communicate with people and how you choose when to be formal and informal. Share various types of letters received and identify features that can be included in their letters.

What are comparatives and superlatives?


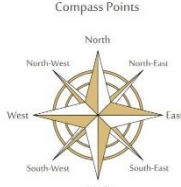

The children will explore the use of changing adjectives such as; stranger/strangest, more wonderful/ most wonderful. Note: Children will have come across the spelling rules for the 'er' and 'est' suffixes in the Year 1 and 2 spelling content.



How can I help/ information for Helping


*Can you divide 7 by 10?
Can you round numbers up or down according to their decimal number? Where do we use decimals? Discuss money and measurement problems.* Please ensure your child is using **Times Table Rock Stars** to support them with times tables.

KIRF Target – Summer Term 1

I know the multiplication and division facts for the 7x and 12x tables.
The secret to success is practising **little** and **often**. Use time wisely. Can you practise these KIRFs while walking to school or during a car journey? You don't need to practise them all at once: perhaps you could have a fact of the day. If you would like more ideas, please speak to your child's teacher.

Topic – Geography	SITE	P.E
<p>Focus is: 'Looking all around me' - Geography skills and fieldwork.</p> <p>Skills/Knowledge to be developed: We will study a range of maps of our local area and we will use 4 figure grid references to locate places and key features. The children will also have the opportunity to develop their understanding of compass points, using 8 points of the compass. Finally, using an aerial photograph of our local village, they will devise a sketch map using OS symbols, a key and 8 compass points.</p> <p>Art links: The children will learn about Claude Monet and his impressionist style of painting. They will then create their own impressionist artwork.</p>	<p>Focus is: 'Living Things and their Habitats'</p> <p>Skills / knowledge to be developed: In Science, the children will learn how to group living things in a variety of ways. They will also explore and use classification keys to help them identify a variety of living things in the local and wider environment. Finally, they will learn about environmental changes and how these can pose dangers to living things.</p> <p>DT links: The children will make a moving animal CAM toy.</p> <p>ICT links: The children will use Microsoft Publisher to create an information poster on their science topic.</p>	<p>Focus is: This half term we will be continuing our work on Invasion Games through various football skills and practises.</p> <p>Skills / knowledge to be developed: We will specifically develop and consolidate simple passing, tackling and shooting skills as well as using a range of skills to help us keep possession and control the ball.</p> <p>Applied through: These will be applied into game situations alongside a focus on teamwork, resilience and tactical strategies.</p> 
<p>How can I help / information for Helping Show your child different OS maps. Let them look for places and features. Can they identify some of the key OS symbols? Help them with their compass skills- which way is north? Can they remember how to read grid-references? Discuss how their local environment has changed.</p> 	<p>How can I help / information for Helping When out on walks with your children, it is a great time to enjoy the environment and talk to them about the different types of plants, animals and animal habitats they can see and how nature renews itself every spring and summer.</p> 	<p>How can I help / information for Helping Please ensure that children have both an outdoor and indoor kit in school (including trainers) for the whole week as other indoor and outdoor sessions might take place at alternative times. PE will take place on a Friday morning. Swimming will take place every Thursday afternoon. Please ensure children bring their swimming kits to school.</p>

French	Music	PSHE / MindMate	R.E.
<p>Focus is: Writing in French using grammatical aspects of this language. The children will continue to learn how to describe family members in French and speak about animals including pets at home.</p> <p>Skills / knowledge to be developed: The children will develop their vocabulary and written skills in French, identifying their grammatical structures and how it translates.</p>  <p>Applied through: Talk partners and group work. Written sentences in their Jolie Ronde books.</p>	<p>Focus is: Creating Simple Melodies Together –What Does Music Teach Us about Our Community?</p> <p>Skills / knowledge to be developed: The children will explore a wide range of musical styles over this unit with an integrated approach to music where the interrelated dimensions of music (pulse, rhythm, pitch etc.), singing and playing instruments are all linked. They will have the opportunity to perform their end pieces to one another.</p> <p>Applied through: Listening to a variety of music compilations and commenting on the styles, tempo, pitch and beats, playing instruments and improvising with the song.</p>	<p>Focus is: Relationships; going through changes.</p> <p>Skills / knowledge to be developed: The children will learn about changes as they grow up and how their differences can be celebrated. They will be encouraged to acknowledge the achievements they have made and how change can be embraced.</p> <p>In MindMate, the children will explore life changes that they may experience and how to appropriately deal with the emotions that come with this.</p> <p>Applied through: Discussion / Circle time / Debate</p>	<p>Focus is: Understanding the Five Pillars of Islam.</p> <p>Skills / knowledge to be developed: The children will develop their understanding of the different religions, looking particularly at Islam. The children will learn about the Five Pillars of Islam and understand that the Five Pillars of Islam are duties that Muslims must follow.</p> <p>Applied through: Class discussions / partner talk.</p> 
<p>How can I help / information for Helping Ask the children what they have been learning in French. Can they describe their family members? Encourage the use of discussion and ask children to verbally recall key vocabulary.</p>	<p>How can I help / information for Helping Discuss different music genres with the children. Ask them what the interrelated dimensions of music are and ask them what is involved when creating a piece of music; pitch, rhythm, dynamics, tempo, timbre, texture, structure, musical notation and instruments.</p>	<p>How can I help / information for Helping Discuss changes they may experience or have already experienced and particular milestones in their lives so far. Was this a good change? How did they feel? What changed?</p>	<p>How can I help / information for Helping Discuss different faiths in your community and discuss what the Five Pillars of Islam are. How can Muslims use them to live a good and responsible life?</p>

Homework	Any Other Information / Dates for the Diary
<p><u>Ongoing Homework</u></p> <ul style="list-style-type: none"> • Reading: a minimum of 15 minutes reading every night (logged by the children and noted in their reading record). In their homework diaries, the children are to log Red words (words they don't know), Amber words (words they have heard before but are unsure of) and Green words (words they know and can use). • KIRF target: see maths • Times Tables: see Homework Diary and use Times Tables Rock Stars. • Spellings: learn their spelling list given. The spelling sheet has spelling support strategies on it. <i>Please see the class teacher if your child has not received a sheet.</i> If you could spend a little time each week practising these with your child, it would be greatly appreciated. <p>Please continue to log progress with these activities on the weekly homework sheet – children earn house points for each part that is fully completed.</p> <p><u>Maths / English Homework</u></p> <p>One piece of Maths homework and one piece of English homework will be sent home each week. Homework is given out on a Thursday to be returned the following Tuesday.</p> <p>Please encourage your children to discuss their homework at home in order to help them develop their explanation and reasoning skills.</p> <p>Children will be set a Learning Log activity once during every half term. This will be related to the Enriched Curriculum. On weeks when this is set, it will replace Maths or English homework.</p>	<p>Monday 25th April – Year 4 swimming starts Monday 2nd May – May Bank holiday Tuesday 3rd May – Bramham Parents' Coffee Morning with PC Poole w/c 9th May – KS2 SATS w/c 23rd May – KS1 SATS Thursday 26th May – Jubilee Progress Cafe Friday 27th May – Year 4 trip to Meanwood Valley Farm Friday 27th May – Half term begins Thursday 16th June – FOBs Father's Day Gift Shop Saturday 2nd July – Bramham School Fair Tuesday 5th July – Bramham Sports Day Tuesday 12th July – M&M Productions visit with a performance of 'The Jungle Book' Thursday 14th July – Summer production (includes children from Year 4,5 & 6) Friday 15th July - Summer production (includes children from Year 4,5 & 6)</p> <p>Please ensure that your child has a water bottle in school every day. They must remember to take it home every evening to wash the bottle and bring it in to school already full. This will ensure that the bottles are kept clean and germ-free for the children's use each day.</p> <p>We encourage you to follow our school Twitter account: @BramhamShadwell. We regularly post updates and photographs of what your children are learning in class alongside other important school information, reminders and updates.</p> <p>To keep our children safe, please can we politely ask that you refrain from using the school field and climbing equipment after school and please leave the grounds as quickly as possible.</p> 

Thank you, as always, for your continued help and support. If you have any queries please do not hesitate to contact the office who will pass them on to me and I will contact you by phone as soon as possible.

Miss Ings and Mrs Beckett